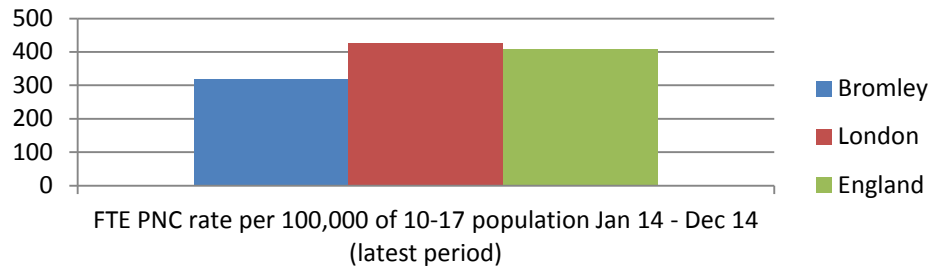
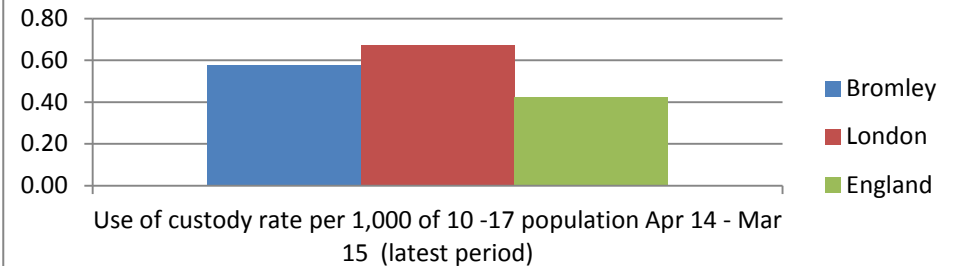


# STATUTORY TARGETS

## FIRST TIME ENTRANCE rate per 100,000 of 10-17 population



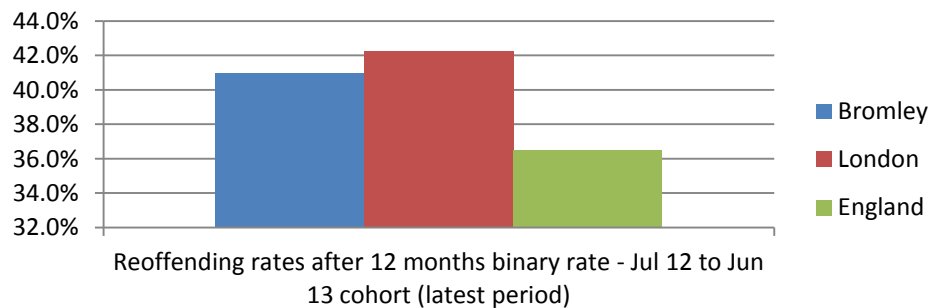
## CUSTODY rate per 1000 of 10-17 population



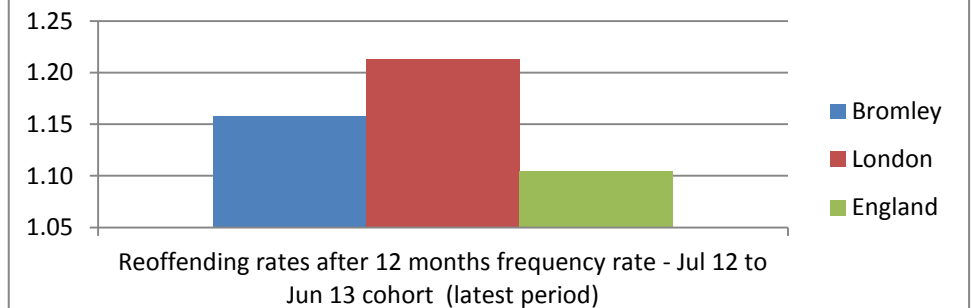
For the verified year this shows 94 young people enter the CJS. We are below the region and national rate. However due to a smaller cohort our percentage increase against the baseline has increased by 14.6% (N=11 Young People).  
\*Low is good

This is verified data from the YJB and it shows that there has been a reduction of 26% (N= 6 fewer Young People) whom receive custodial sentences against the previous year.  
\*Low is good

## REOFFENDING RATE – BINARY RATE



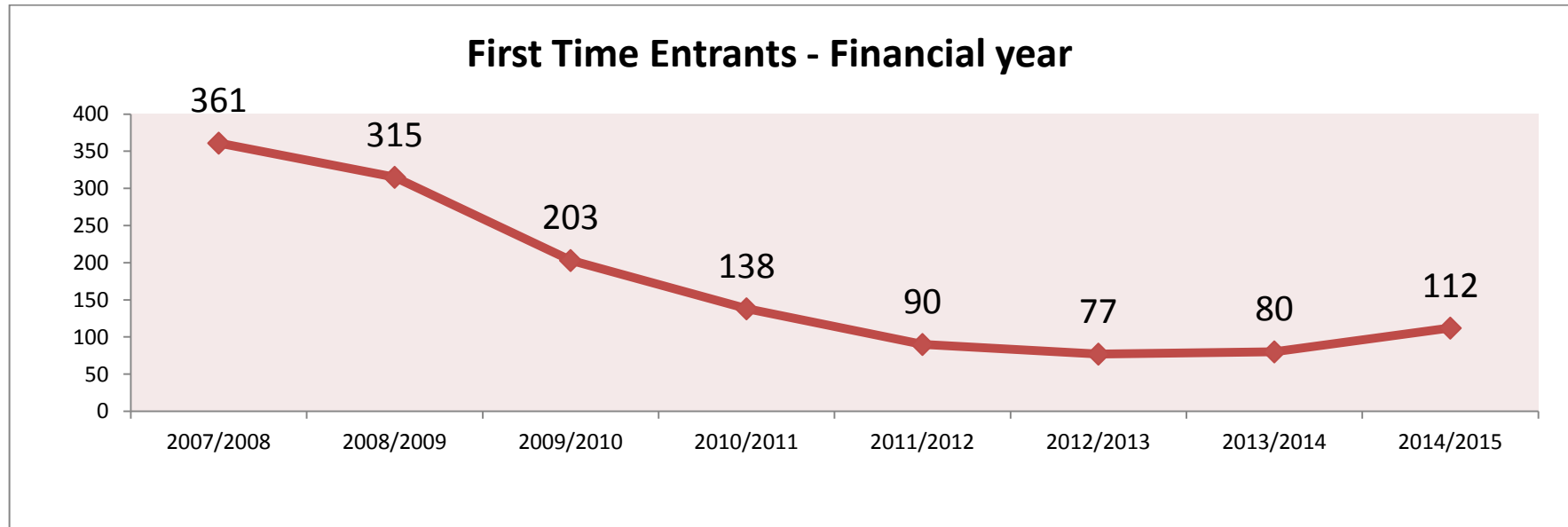
## REOFFENDING RATE – FREQUENCY RATE



This chart shows whether a young person reoffends or not within the same period. We are below the region but substantially above the national rate. If we compare this to the previous year we have reduced the binary rate by 5.2% (N=43.23% to 40.99%)  
\*Low is good

This chart shows the number of re-offences by the offenders on the cohort. This cohort is comprised of all young people who receive a outcome (youth caution to Custody) during the above period. This shows Bromley is below the London level, but above the national. There is an increase of 16.2%.  
Young People are tracked beyond the age-range of YOS involvement therefore 18 years old and above would be incorporated into this measure.  
\*Low is good

**LOCAL DATA - Unverified**



Performance	Comments
	<p>In the year 2014/15 FTE has been increased by 40% in FTE from the baseline period 2013/14. Resulting in an actual <b>increase of 32 young people (80-112) entering the CJS.</b></p> <p>We are dependent upon partners to reduce the number through early intervention or where appropriate Police officers giving the young people a restorative disposal. Young People who receive fines or conditional discharges will also be counted towards this target. The YOS will not automatically provide interventions for these young people.</p>

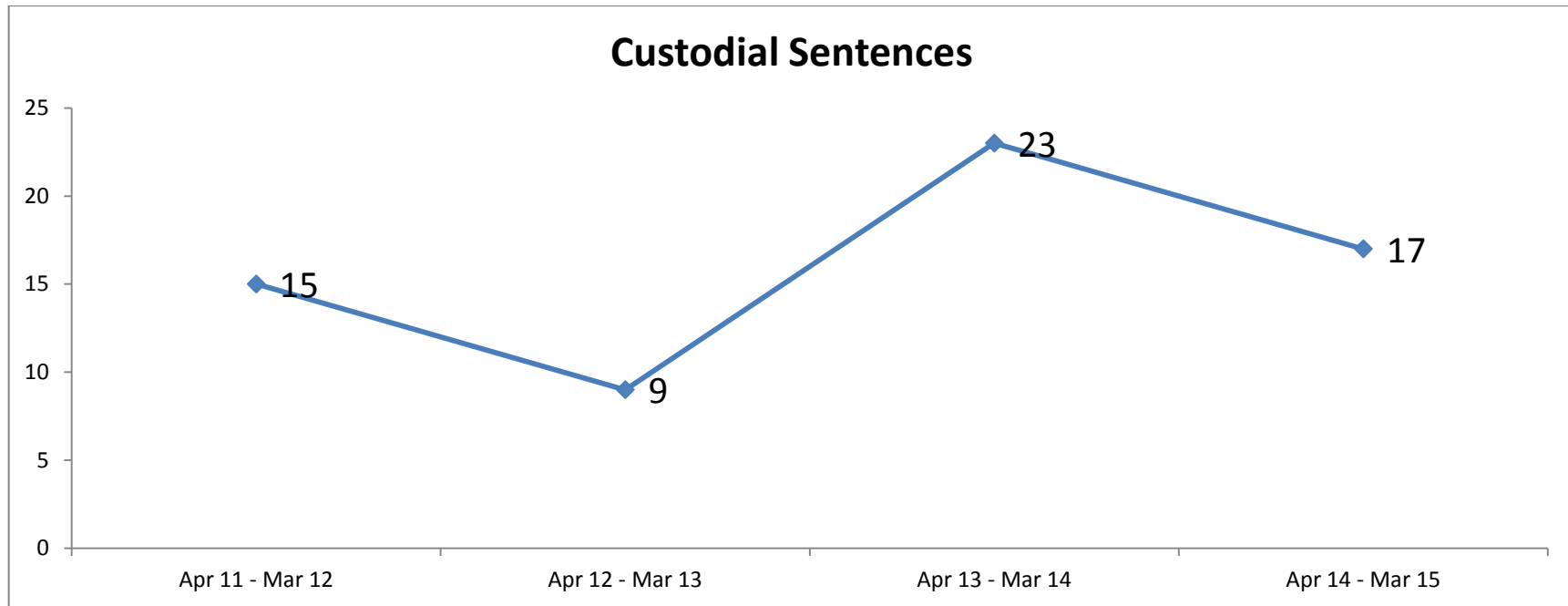
# Reoffending

## LOCAL DATA - unverified

	Local performance (based on local data) 2014/2015
Number of young people in cohort:	202
Number of young people reoffending:	67
Number of further offences committed by cohort members:	241
Overall binary reoffending rate	33.2%
Overall frequency reoffending rate:	1.19 (241/202)
Overall frequency rate of re-offenders	3.60 (241/67)

Performance	Comments
	This represents the 2014-2015 cohort and is unverified data. This table illustrates the binary and frequency of offending by the above cohort and is at the halfway point of a 16 month cycle. Currently less young people reoffend but they committed greater number of offences, this mirrors previous years.

# Custody



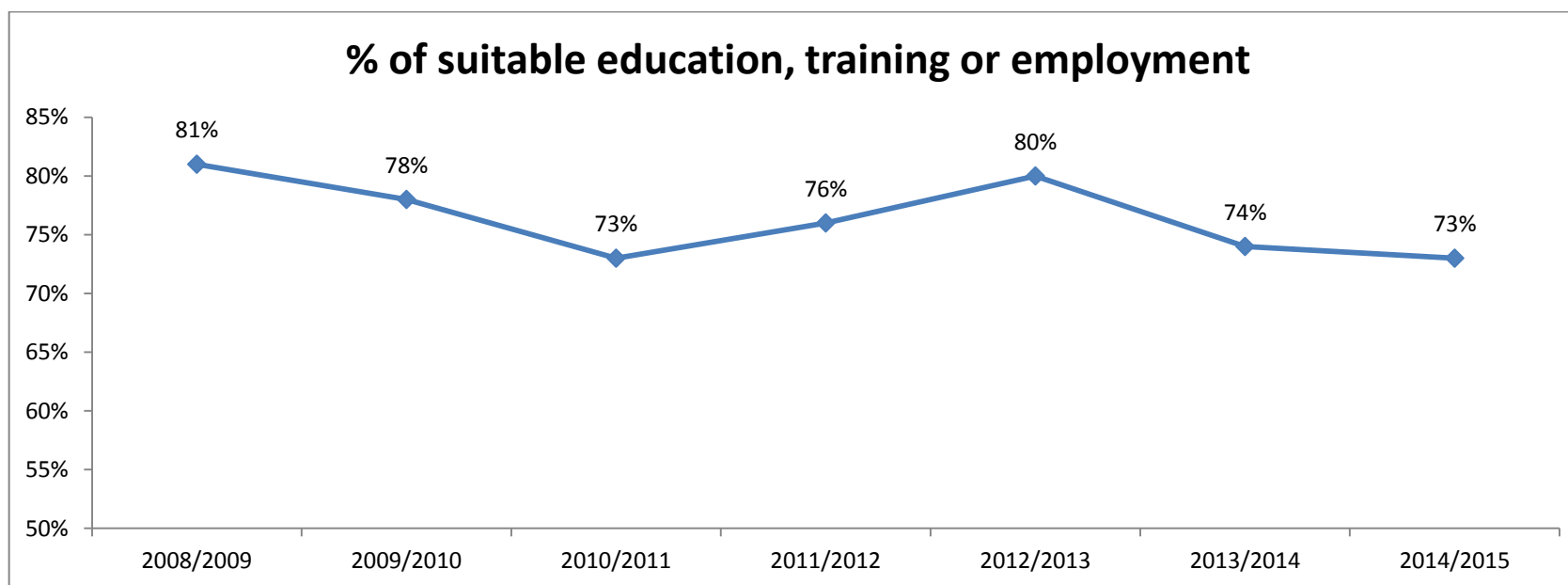
Performance	Comments
	This shows the actual numbers of young people who received a custodial sentence during the period and this shows a reduction against last year's figures.

# Engagement by young people who offend in suitable education, training and employment

## Definition

This indicator measures the proportion of young people on relevant youth justice disposals who are actively engaged in suitable education, training and employment (ETE) when the disposal closes. Active engagement is defined as 25 or more hours for young people of school age and 16 or more hours for those above statutory school age.

## Local Target 80%

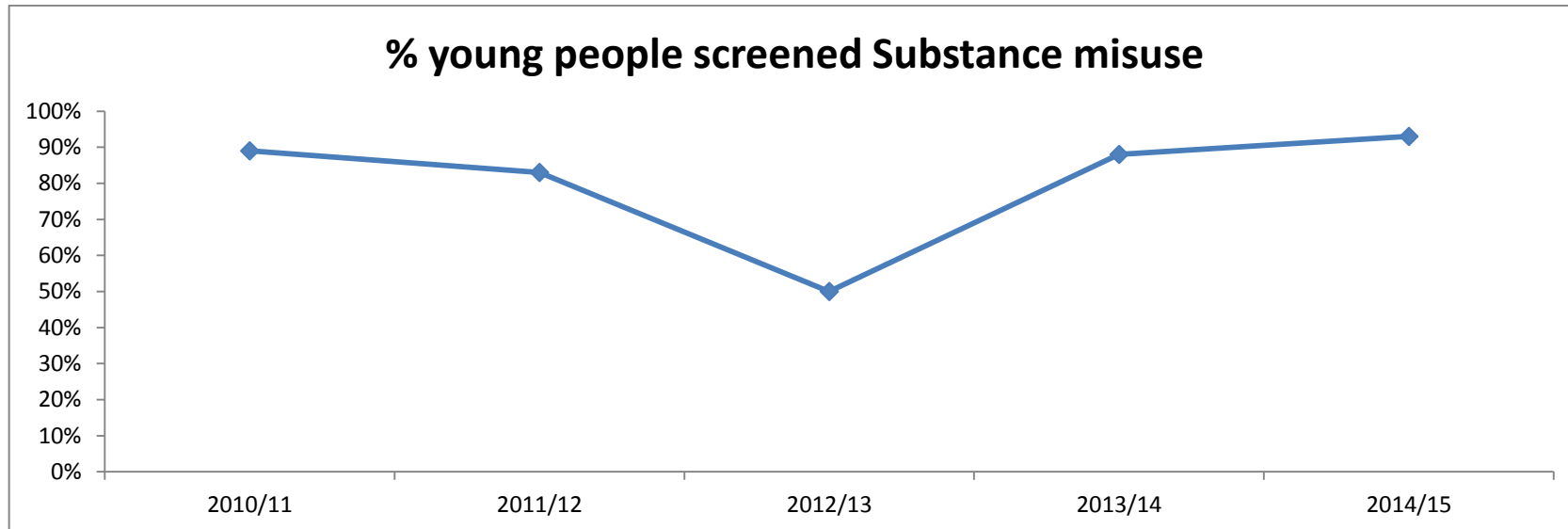


Performance	Comments
	This is as local target the ambition is to achieve 100%, however this is extremely difficult due to the past educational levels of the young people.

## Substance misuse

Ensure that all young people are screened for substance misuse, that those that are identified with needs receive appropriate specialist assessment within five working days

**Local Target 90%**

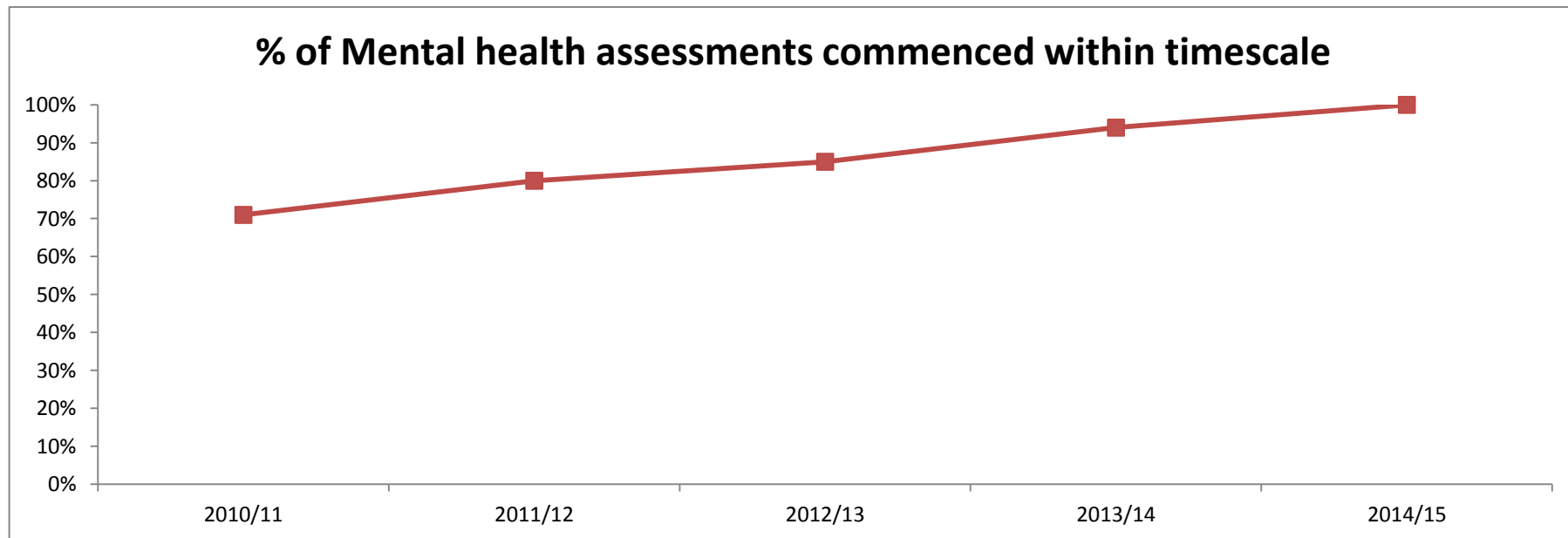


Performance	Comments
	This target has been met due to the placement of a substance worker with the team. The Board if minded could increase the target.

# Mental Health

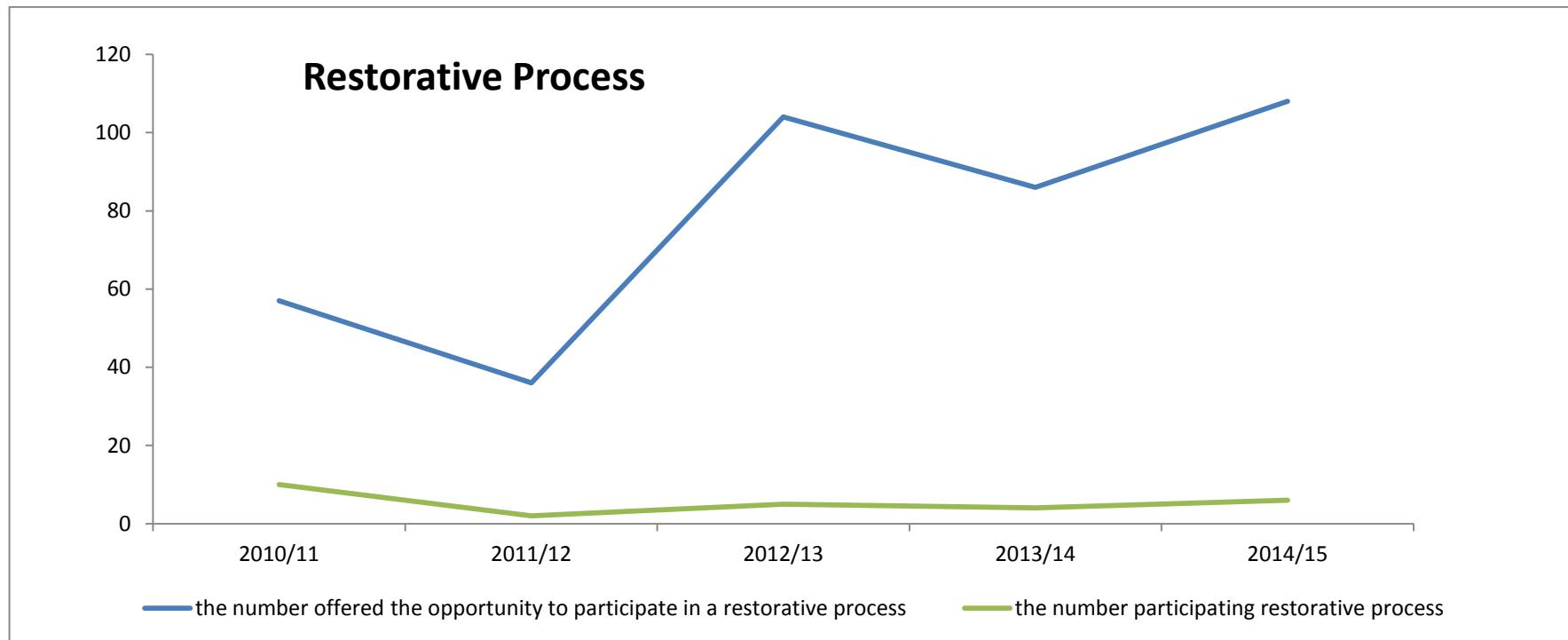
All mental health concerns are referred by the YOT for an assessment and engagement by the appropriate CAMHS  
Tiers 1-3 service commenced within 15 working days of referral

**Local Target 90%**



Performance	Comments
	We have met the target.

# Victim



Performance	Comments
	<p>This target indicates the number of Youth Crime victims contacted by the YOS during the period. The line in green indicates the number of victims whom took up the offer of YOS Services.</p>